


TENUTE MECCANICHE

MECHANICAL SEALS

BURGMANN

SERIE / SERIES T-C



TENUTA

Acciaio AISI 304 e carbone sintetico - guarnizioni in gomma nitrile.

Seal

AISI 304 steel and synthetic carbon - nitrile rubber gaskets.

CONTROFACCIA

Ceramica dall'Art. C.20 all'Art. C.29. Acciaio inox AISI 420 Art. C.26A e dall'Art. C.29A all'Art. C.32.
Guarnizioni in gomma nitrile.

Counterface

*Ceramic from Art. C.20 to Art. C.29. AISI 420 stainless steel Art. C.26A and from Art. C.29A to Art. C.32.
Nitrile rubber gaskets.*

APPLICAZIONE

Tenuta meccanica a soffietto a senso di rotazione indipendente usata per pompe d'acqua nel settore industriale e per uso domestico.

Application

Bellows-type mechanical seal with independent rotation direction used for water pumps in the industry and for domestic use.

LIMITI D'IMPIEGO

$p = 6 \text{ atm} - t = -20^\circ\text{C} \div + 90^\circ\text{C} - v = 10 \text{ m/s.}$

Limits of use

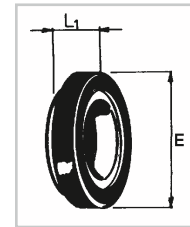
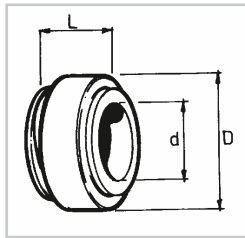
$p = 6 \text{ atm} - t = -20^\circ\text{C} \div + 90^\circ\text{C} - v = 10 \text{ m/s.}$

PER LAVASTOVIGLIE / FOR DISHWASHERS

Tenuta / Seal				Controfaccia / Counterface			
Articolo Art.	d Ø Albero d Ø Shaft	D	L Lung. lavoro L Working length	Articolo Art.	d Ø Foro d Ø Hole	E	L ₁
T.40	8	20	11	C.9	9	26	5.5
				C.10	10	22	4

TENUTE MECCANICHE

MECHANICAL SEALS



Tenuta / Seal

Tenuta completa di controfaccia
Seal complete with counterface

Controfaccia / Counterface

Articolo Art.	d Ø Albero d Ø Shaft	D	L Lung. lavoro L Working length
* T.49	8	18	11.5
T.50	8	24	11
T.52	10	24	11
T.47	11	24	11
* T.53	12	24	13
T.51	13	24	13
T.54	14	32	13
T.55	15	32	13
T.56	16	32	13
T.57	17	39	13
T.58	18	39	13
T.59	19	39	13
T.60	20	39	13
* T.61	22	42	13
T.62	23	47	14
T.63	24	47	14
T.64	25	47	14
T.65	28	54	15
T.66	30	54	15
T.67	32	54	15
T.68	35	60	16
T.69	38	65	18
T.70	40	65	18
T.71	45	70	20
T.72	50	85	23
T.73	60	105	30
T.74	65	105	30

Articolo Art.	d Ø Albero d Ø Shaft
T.49+C.19	8
T.50+C.20	8
T.52+C.20	10
T.47+C.20	11
T.53+C.20	12
T.51+C.21	13
T.51+C.21S	13
T.54+C.22	14
T.55+C.23	15
T.56+C.23	16
T.57+C.24	17
T.58+C.24	18
T.59+C.24	19
T.60+C.24	20
T.61+C.25	22
T.62+C.26	23
T.63+C.26	24
T.64+C.26	25
T.65+C.27	28
T.66+C.27	30
T.67+C.27	32
T.68+C.28	35
T.69+C.29	38
T.70+C.29	40
T.71+C.30	45
T.72+C.31	50
T.73+C.32	60
T.74+C.32	65

Articolo Art.	d Ø Foro d Ø Hole	E	L ₁
C.19	8	19	7.5
C.20	12	26	8
C.21	13	26	8
C.21S	13	26	5.5
C.22	16	35	8
C.23	16	38	8
C.24	21	42	8
C.25	23	45	10
C.26	27	50	10
C.26A	27	50	10
C.27	34	57	10
C.28	37	63	10
C.29	42	68	12
C.29A	42	68	12
C.30	47	73	12
C.31	52	88	15
C.32	67	110	15

* Montata anche su pompe Sacemi

* Suitable for Sacemi pumps

PER POMPE PEDROLLO / FOR PEDROLLO PUMPS

Tenuta / Seal

Controfaccia / Counterface

Articolo Art.	d Ø Albero d Ø Shaft	D	L Lung. lavoro L Working length
T.45	14	28	13

Articolo Art.	d Ø Foro d Ø Hole	E	L ₁
C.15	15	28.5	7.5

